

**Bowie State University**  
**College of Education Teacher Education Alumni Survey (2026)**

**1 - In your opinion, how well did your teacher preparation program at Bowie State prepare you in "Knowledge":**

**Demonstrate an understanding of the central concepts, tools of inquiry, and structures of the content/subject matter/disciplines.**

| Response Option      | Weight      | Frequency  | Percent | Percent Responses | Means    |
|----------------------|-------------|------------|---------|-------------------|----------|
| Very Prepared        | (1)         | 4          | 44.44%  |                   | 1.78     |
| Prepared             | (2)         | 3          | 33.33%  |                   |          |
| Somewhat Prepared    | (3)         | 2          | 22.22%  |                   |          |
| Not Prepared         | (4)         | 0          | 0.00%   |                   |          |
|                      |             |            |         | 0 25 50 75 100    | Question |
| <b>Response Rate</b> | <b>Mean</b> | <b>STD</b> |         |                   |          |
| 9/56 (16.07%)        | 1.78        | 0.83       |         |                   |          |

**1 - In your opinion, how well did your teacher preparation program at Bowie State prepare you in "Knowledge":**

**Create learning experiences that make the content/subject matters/disciplines meaningful for students.**

| Response Option      | Weight      | Frequency  | Percent | Percent Responses | Means    |
|----------------------|-------------|------------|---------|-------------------|----------|
| Very Prepared        | (1)         | 4          | 44.44%  |                   | 1.67     |
| Prepared             | (2)         | 4          | 44.44%  |                   |          |
| Somewhat Prepared    | (3)         | 1          | 11.11%  |                   |          |
| Not Prepared         | (4)         | 0          | 0.00%   |                   |          |
|                      |             |            |         | 0 25 50 75 100    | Question |
| <b>Response Rate</b> | <b>Mean</b> | <b>STD</b> |         |                   |          |
| 9/56 (16.07%)        | 1.67        | 0.71       |         |                   |          |

**1 - In your opinion, how well did your teacher preparation program at Bowie State prepare you in "Knowledge":**

**Understand how students learn, construct knowledge, and how students develop.**

| Response Option      | Weight      | Frequency  | Percent | Percent Responses | Means    |
|----------------------|-------------|------------|---------|-------------------|----------|
| Very Prepared        | (1)         | 4          | 44.44%  |                   | 1.67     |
| Prepared             | (2)         | 4          | 44.44%  |                   |          |
| Somewhat Prepared    | (3)         | 1          | 11.11%  |                   |          |
| Not Prepared         | (4)         | 0          | 0.00%   |                   |          |
|                      |             |            |         | 0 25 50 75 100    | Question |
| <b>Response Rate</b> | <b>Mean</b> | <b>STD</b> |         |                   |          |
| 9/56 (16.07%)        | 1.67        | 0.71       |         |                   |          |

**1 - In your opinion, how well did your teacher preparation program at Bowie State prepare you in "Knowledge":**

**Be aware of how students differ in their approaches to learning and the ability to create instructional opportunities that are adapted to diverse students.**

| Response Option      | Weight      | Frequency  | Percent | Percent Responses | Means    |
|----------------------|-------------|------------|---------|-------------------|----------|
| Very Prepared        | (1)         | 4          | 44.44%  |                   | 1.56     |
| Prepared             | (2)         | 5          | 55.56%  |                   |          |
| Somewhat Prepared    | (3)         | 0          | 0.00%   |                   |          |
| Not Prepared         | (4)         | 0          | 0.00%   |                   |          |
|                      |             |            |         | 0 25 50 75 100    | Question |
| <b>Response Rate</b> | <b>Mean</b> | <b>STD</b> |         |                   |          |
| 9/56 (16.07%)        | 1.56        | 0.53       |         |                   |          |

**Bowie State University**

**College of Education Teacher Education Alumni Survey (2026)**

**2 - In your opinion, how well did your teacher preparation program at Bowie State prepare you in "Planning and Preparation":**

**Provide learning opportunities that support the intellectual, social, and personal development of the students.**

| Response Option      | Weight      | Frequency  | Percent | Percent Responses | Means    |
|----------------------|-------------|------------|---------|-------------------|----------|
| Very Prepared        | (1)         | 5          | 55.56%  |                   | 1.78     |
| Prepared             | (2)         | 1          | 11.11%  |                   |          |
| Somewhat Prepared    | (3)         | 3          | 33.33%  |                   |          |
| Not Prepared         | (4)         | 0          | 0.00%   |                   |          |
|                      |             |            |         | 0 25 50 75 100    | Question |
| <b>Response Rate</b> | <b>Mean</b> | <b>STD</b> |         |                   |          |
| 9/56 (16.07%)        | 1.78        | 0.97       |         |                   |          |

**2 - In your opinion, how well did your teacher preparation program at Bowie State prepare you in "Planning and Preparation":**

**Use a variety of instructional strategies to encourage students' development of critical thinking, problem solving, and performance skills.**

| Response Option      | Weight      | Frequency  | Percent | Percent Responses | Means    |
|----------------------|-------------|------------|---------|-------------------|----------|
| Very Prepared        | (1)         | 4          | 44.44%  |                   | 2.11     |
| Prepared             | (2)         | 1          | 11.11%  |                   |          |
| Somewhat Prepared    | (3)         | 3          | 33.33%  |                   |          |
| Not Prepared         | (4)         | 1          | 11.11%  |                   |          |
|                      |             |            |         | 0 25 50 75 100    | Question |
| <b>Response Rate</b> | <b>Mean</b> | <b>STD</b> |         |                   |          |
| 9/56 (16.07%)        | 2.11        | 1.17       |         |                   |          |

**2 - In your opinion, how well did your teacher preparation program at Bowie State prepare you in "Planning and Preparation":**

**Plan instruction based upon knowledge of subject matter, students, the community, and curriculum goals.**

| Response Option      | Weight      | Frequency  | Percent | Percent Responses | Means    |
|----------------------|-------------|------------|---------|-------------------|----------|
| Very Prepared        | (1)         | 5          | 55.56%  |                   | 1.78     |
| Prepared             | (2)         | 2          | 22.22%  |                   |          |
| Somewhat Prepared    | (3)         | 1          | 11.11%  |                   |          |
| Not Prepared         | (4)         | 1          | 11.11%  |                   |          |
|                      |             |            |         | 0 25 50 75 100    | Question |
| <b>Response Rate</b> | <b>Mean</b> | <b>STD</b> |         |                   |          |
| 9/56 (16.07%)        | 1.78        | 1.09       |         |                   |          |

**3 - In your opinion, how well did your teacher preparation program at Bowie State prepare you in "Instruction, Assessment, and Evaluation":**

**Use knowledge of effective verbal, nonverbal, and media communication techniques to foster active inquiry, collaboration, and supportive interaction on the classroom.**

| Response Option      | Weight      | Frequency  | Percent | Percent Responses | Means    |
|----------------------|-------------|------------|---------|-------------------|----------|
| Very Prepared        | (1)         | 4          | 44.44%  |                   | 1.78     |
| Prepared             | (2)         | 3          | 33.33%  |                   |          |
| Somewhat Prepared    | (3)         | 2          | 22.22%  |                   |          |
| Not Prepared         | (4)         | 0          | 0.00%   |                   |          |
|                      |             |            |         | 0 25 50 75 100    | Question |
| <b>Response Rate</b> | <b>Mean</b> | <b>STD</b> |         |                   |          |
| 9/56 (16.07%)        | 1.78        | 0.83       |         |                   |          |

**Bowie State University**  
**College of Education Teacher Education Alumni Survey (2026)**

**3 - In your opinion, how well did your teacher preparation program at Bowie State prepare you in "Instruction, Assessment, and Evaluation":**

**Understand and use formal and informal assessment strategies to evaluate and ensure the continuous intellectual, social, and physical development of the student.**

| Response Option      | Weight      | Frequency  | Percent | Percent Responses | Means    |
|----------------------|-------------|------------|---------|-------------------|----------|
| Very Prepared        | (1)         | 4          | 44.44%  |                   | 1.78     |
| Prepared             | (2)         | 3          | 33.33%  |                   |          |
| Somewhat Prepared    | (3)         | 2          | 22.22%  |                   |          |
| Not Prepared         | (4)         | 0          | 0.00%   |                   |          |
|                      |             |            |         | 0 25 50 75 100    | Question |
| <b>Response Rate</b> | <b>Mean</b> | <b>STD</b> |         |                   |          |
| 9/56 (16.07%)        | 1.78        | 0.83       |         |                   |          |

**3 - In your opinion, how well did your teacher preparation program at Bowie State prepare you in "Instruction, Assessment, and Evaluation":**

**Communicate student achievement and progress to students, parents, and other school professionals.**

| Response Option      | Weight      | Frequency  | Percent | Percent Responses | Means    |
|----------------------|-------------|------------|---------|-------------------|----------|
| Very Prepared        | (1)         | 4          | 44.44%  |                   | 1.89     |
| Prepared             | (2)         | 2          | 22.22%  |                   |          |
| Somewhat Prepared    | (3)         | 3          | 33.33%  |                   |          |
| Not Prepared         | (4)         | 0          | 0.00%   |                   |          |
|                      |             |            |         | 0 25 50 75 100    | Question |
| <b>Response Rate</b> | <b>Mean</b> | <b>STD</b> |         |                   |          |
| 9/56 (16.07%)        | 1.89        | 0.93       |         |                   |          |

**3 - In your opinion, how well did your teacher preparation program at Bowie State prepare you in "Instruction, Assessment, and Evaluation":**

**Reflect on teaching practice through careful examination of classroom evaluation and assessment.**

| Response Option      | Weight      | Frequency  | Percent | Percent Responses | Means    |
|----------------------|-------------|------------|---------|-------------------|----------|
| Very Prepared        | (1)         | 5          | 55.56%  |                   | 1.56     |
| Prepared             | (2)         | 3          | 33.33%  |                   |          |
| Somewhat Prepared    | (3)         | 1          | 11.11%  |                   |          |
| Not Prepared         | (4)         | 0          | 0.00%   |                   |          |
|                      |             |            |         | 0 25 50 75 100    | Question |
| <b>Response Rate</b> | <b>Mean</b> | <b>STD</b> |         |                   |          |
| 9/56 (16.07%)        | 1.56        | 0.73       |         |                   |          |

**4 - In your opinion, how well did your teacher preparation program at Bowie State prepare you in "Managing the Environment":**

**Understand individual and group motivation and behaviors to create learning environments that encourages positive social interaction, active engagement in learning, and self-motivation.**

| Response Option      | Weight      | Frequency  | Percent | Percent Responses | Means    |
|----------------------|-------------|------------|---------|-------------------|----------|
| Very Prepared        | (1)         | 3          | 33.33%  |                   | 2.22     |
| Prepared             | (2)         | 2          | 22.22%  |                   |          |
| Somewhat Prepared    | (3)         | 3          | 33.33%  |                   |          |
| Not Prepared         | (4)         | 1          | 11.11%  |                   |          |
|                      |             |            |         | 0 25 50 75 100    | Question |
| <b>Response Rate</b> | <b>Mean</b> | <b>STD</b> |         |                   |          |
| 9/56 (16.07%)        | 2.22        | 1.09       |         |                   |          |

**Bowie State University**  
**College of Education Teacher Education Alumni Survey (2026)**

**4 - In your opinion, how well did your teacher preparation program at Bowie State prepare you in "Managing the Environment":**

**Manage classroom resources effectively.**

| Response Option      | Weight      | Frequency  | Percent | Percent Responses | Means    |
|----------------------|-------------|------------|---------|-------------------|----------|
| Very Prepared        | (1)         | 4          | 44.44%  |                   | 2.11     |
| Prepared             | (2)         | 1          | 11.11%  |                   |          |
| Somewhat Prepared    | (3)         | 3          | 33.33%  |                   |          |
| Not Prepared         | (4)         | 1          | 11.11%  |                   |          |
|                      |             |            |         | 0 25 50 75 100    | Question |
| <b>Response Rate</b> | <b>Mean</b> | <b>STD</b> |         |                   |          |
| 9/56 (16.07%)        | 2.11        | 1.17       |         |                   |          |

**5 - In your opinion, how well did your teacher preparation program at Bowie State prepare you in "Technology":**

**Demonstrate an understanding of the capabilities of technology and its' impact on education.**

| Response Option      | Weight      | Frequency  | Percent | Percent Responses | Means    |
|----------------------|-------------|------------|---------|-------------------|----------|
| Very Prepared        | (1)         | 4          | 44.44%  |                   | 1.56     |
| Prepared             | (2)         | 5          | 55.56%  |                   |          |
| Somewhat Prepared    | (3)         | 0          | 0.00%   |                   |          |
| Not Prepared         | (4)         | 0          | 0.00%   |                   |          |
|                      |             |            |         | 0 25 50 75 100    | Question |
| <b>Response Rate</b> | <b>Mean</b> | <b>STD</b> |         |                   |          |
| 9/56 (16.07%)        | 1.56        | 0.53       |         |                   |          |

**5 - In your opinion, how well did your teacher preparation program at Bowie State prepare you in "Technology":**

**Integrate technology into the teaching and learning process.**

| Response Option      | Weight      | Frequency  | Percent | Percent Responses | Means    |
|----------------------|-------------|------------|---------|-------------------|----------|
| Very Prepared        | (1)         | 5          | 55.56%  |                   | 1.44     |
| Prepared             | (2)         | 4          | 44.44%  |                   |          |
| Somewhat Prepared    | (3)         | 0          | 0.00%   |                   |          |
| Not Prepared         | (4)         | 0          | 0.00%   |                   |          |
|                      |             |            |         | 0 25 50 75 100    | Question |
| <b>Response Rate</b> | <b>Mean</b> | <b>STD</b> |         |                   |          |
| 9/56 (16.07%)        | 1.44        | 0.53       |         |                   |          |

**5 - In your opinion, how well did your teacher preparation program at Bowie State prepare you in "Technology":**

**Demonstrate appropriate moral, legal, ethical, and political judgements in professional decisions.**

| Response Option      | Weight      | Frequency  | Percent | Percent Responses | Means    |
|----------------------|-------------|------------|---------|-------------------|----------|
| Very Prepared        | (1)         | 5          | 55.56%  |                   | 1.56     |
| Prepared             | (2)         | 3          | 33.33%  |                   |          |
| Somewhat Prepared    | (3)         | 1          | 11.11%  |                   |          |
| Not Prepared         | (4)         | 0          | 0.00%   |                   |          |
|                      |             |            |         | 0 25 50 75 100    | Question |
| <b>Response Rate</b> | <b>Mean</b> | <b>STD</b> |         |                   |          |
| 9/56 (16.07%)        | 1.56        | 0.73       |         |                   |          |

**Bowie State University**  
**College of Education Teacher Education Alumni Survey (2026)**

**6 - In your opinion, how well did your teacher preparation program at Bowie State prepare you in "Professionalism":**  
**Reflect on and evaluate the outcome of their choice and action on others (students, parents, and other professionals) in the learning community.**

| Response Option      | Weight      | Frequency  | Percent | Percent Responses | Means    |
|----------------------|-------------|------------|---------|-------------------|----------|
| Very Prepared        | (1)         | 5          | 55.56%  |                   | 1.56     |
| Prepared             | (2)         | 3          | 33.33%  |                   |          |
| Somewhat Prepared    | (3)         | 1          | 11.11%  |                   |          |
| Not Prepared         | (4)         | 0          | 0.00%   |                   |          |
|                      |             |            |         | 0 25 50 75 100    | Question |
| <b>Response Rate</b> | <b>Mean</b> | <b>STD</b> |         |                   |          |
| 9/56 (16.07%)        | 1.56        | 0.73       |         |                   |          |

**6 - In your opinion, how well did your teacher preparation program at Bowie State prepare you in "Professionalism":**  
**Seek opportunities for professional growth and responsibility.**

| Response Option      | Weight      | Frequency  | Percent | Percent Responses | Means    |
|----------------------|-------------|------------|---------|-------------------|----------|
| Very Prepared        | (1)         | 5          | 55.56%  |                   | 1.56     |
| Prepared             | (2)         | 3          | 33.33%  |                   |          |
| Somewhat Prepared    | (3)         | 1          | 11.11%  |                   |          |
| Not Prepared         | (4)         | 0          | 0.00%   |                   |          |
|                      |             |            |         | 0 25 50 75 100    | Question |
| <b>Response Rate</b> | <b>Mean</b> | <b>STD</b> |         |                   |          |
| 9/56 (16.07%)        | 1.56        | 0.73       |         |                   |          |

**6 - In your opinion, how well did your teacher preparation program at Bowie State prepare you in "Professionalism":**  
**Collaborate with school colleagues, parents, and professionals in the larger community to support students' learning and well-being.**

| Response Option      | Weight      | Frequency  | Percent | Percent Responses | Means    |
|----------------------|-------------|------------|---------|-------------------|----------|
| Very Prepared        | (1)         | 5          | 55.56%  |                   | 1.56     |
| Prepared             | (2)         | 3          | 33.33%  |                   |          |
| Somewhat Prepared    | (3)         | 1          | 11.11%  |                   |          |
| Not Prepared         | (4)         | 0          | 0.00%   |                   |          |
|                      |             |            |         | 0 25 50 75 100    | Question |
| <b>Response Rate</b> | <b>Mean</b> | <b>STD</b> |         |                   |          |
| 9/56 (16.07%)        | 1.56        | 0.73       |         |                   |          |

**7 - How many years has it been since you last attended Bowie State University?**

| Response Option      | Weight      | Frequency  | Percent | Percent Responses | Means    |
|----------------------|-------------|------------|---------|-------------------|----------|
| Less than one year   | (1)         | 0          | 0.00%   |                   | 2.56     |
| 1 to 2 years         | (2)         | 4          | 44.44%  |                   |          |
| 3 to 5 years         | (3)         | 5          | 55.56%  |                   |          |
| Over 5 years         | (4)         | 0          | 0.00%   |                   |          |
|                      |             |            |         | 0 25 50 75 100    | Question |
| <b>Response Rate</b> | <b>Mean</b> | <b>STD</b> |         |                   |          |
| 9/56 (16.07%)        | 2.56        | 0.53       |         |                   |          |

**Bowie State University**  
**College of Education Teacher Education Alumni Survey (2026)**

**8 - Which program did you earn your Bowie State University degree in?**

| Response Option   | Weight      | Frequency  | Percent | Percent Responses | Means    |
|---|-------------|------------|---------|-------------------|----------|
| Bachelor of Science in Elementary Education   | (1)         | 3          | 33.33%  |                   |          |
| Bachelor of Science in Early Childhood/Special Education                              | (2)         | 5          | 55.56%  |                   |          |
| Bachelor of Science in Secondary Education (Biology, English, Mathematics or History) | (3)         | 0          | 0.00%   |                   |          |
| Master of Arts in Teaching (Biology, English, Mathematics, History or Other)          | (4)         | 1          | 11.11%  |                   |          |
|   |             |            |         | 0 25 50 75 100    | Question |
| <b>Response Rate</b>  | <b>Mean</b> | <b>STD</b> |         |                   |          |
| 9/56 (16.07%)   | 1.89        | 0.93       |         |                   |          |

**9 - Which of the following best describes your current teaching status?**

| Response Option                     | Weight      | Frequency  | Percent | Percent Responses | Means    |
|-------------------------------------|-------------|------------|---------|-------------------|----------|
| Employed as a full-time teacher     | (1)         | 8          | 88.89%  |                   |          |
| Employed as a part-time teacher     | (2)         | 0          | 0.00%   |                   |          |
| Employed as a substitute teacher    | (3)         | 1          | 11.11%  |                   |          |
| Not currently employed as a teacher | (4)         | 0          | 0.00%   |                   |          |
|                                     |             |            |         | 0 25 50 75 100    | Question |
| <b>Response Rate</b>                | <b>Mean</b> | <b>STD</b> |         |                   |          |
| 9/56 (16.07%)                       | 1.22        | 0.67       |         |                   |          |

**10 - What is the name of the school, city/town, and state you currently teach in or have taught since graduating from Bowie State University? If you are a substitute teacher, please indicate where you work most often.**

| Response Rate  | Mean | STD |
|--|------|-----|
| 8/56 (14.29%)  |      |     |
| <ul style="list-style-type: none"> <li>• PGCPs</li> <li>• Hammond Elementary School Laurel, MD</li> <li>• Meade Heights Elementary School, Fort Meade, MD</li> <li>• Howard County Public School System, Columbia, Maryland.</li> <li>• Patuxent Appeal Campus Lusby, MD</li> <li>• Thomas Viaduct Middle School, Hanover, MD</li> <li>• Forest Ridge Elementary School, Laurel, MD</li> <li>• William A. Diggs Elementary School Waldorf, MD</li> </ul> |      |     |

**11 - What grade(s) do you currently teach or have taught since graduating from Bowie State University?**

| Response Rate  | Mean | STD |
|--|------|-----|
| 8/56 (14.29%)  |      |     |
| <ul style="list-style-type: none"> <li>• Pre-K &amp; Kindergarten SPED Teacher</li> <li>• Prekindergarten Special Education</li> <li>• 8th grade and 6th grade Social Studies</li> <li>• 3rd and 1st</li> <li>• PreK through 5th grade</li> <li>• Pre-kindergarten</li> <li>• Kindergarten</li> <li>• 3rd</li> </ul> |      |     |

**Bowie State University**  
**College of Education Teacher Education Alumni Survey (2026)**

**12 - If you are not currently working in the field of education, did any of these reasons play a part in your decision to leave the education field? (Check all that apply)**

| Response Option  | Weight | Frequency | Percent | Percent Responses | Means |
|--|--------|-----------|---------|-------------------|-------|
| Attending graduate school  | (1)    | 1         | 11.11%  |                   |       |
| Family Obligations   | (2)    | 0         | 0.00%   |                   |       |
| Temporary leave of absence   | (3)    | 0         | 0.00%   |                   |       |
| There was a lack of opportunity for advancement                            | (4)    | 0         | 0.00%   |                   |       |
| My employer did not provide the mentoring or additional training I needed  | (5)    | 0         | 0.00%   |                   |       |
| My career interests changed  | (6)    | 0         | 0.00%   |                   |       |
| I wanted a better salary   | (7)    | 0         | 0.00%   |                   |       |
| Demands of the job led to burnout  | (8)    | 0         | 0.00%   |                   |       |
| I had unrealistic expectations about what an educator career would be like | (9)    | 0         | 0.00%   |                   |       |
| Lack of status   | (10)   | 0         | 0.00%   |                   |       |
| Other  | (11)   | 9         | 100.00% |                   |       |

0 25 50 75 100

**Response Rate** 9/56 (16.07%)

**13 - What is the greatest challenge you faced as a teacher?**

| Response Rate   | 8/56 (14.29%) |
|---|---------------|
| <ul style="list-style-type: none"> <li>• Large Case Load</li> <li>• Going into teaching the advice I got was to make sure I don't work outside of contract hours because it will burn you out. Unfortunately, with the job we do and as a special education teacher the paperwork, preparing for lessons, and managing behaviors throughout the day make our "30" minute planning time fly by and you hardly ever get a chance to really dive into your work, minus checking/sending quick emails or writing down data. The actual paperwork/lesson prep seems to only be able to be done outside of working hours which is definitely contributing to my burn out. But when looking at veteran teachers it seems working outside of work hours is just the unfortunate reality of the job. I am still a teacher, but I am working on an exit strategy and pursuing a career in a different field because I cannot imagine having the never-ending work haunt me for the rest of my life. I like the kids, I don't mind doing paperwork, teaching is just a field that is always short staffed and forces you to constantly "make-do" because "everyone's having a hard time". Teaching is a great guaranteed role for someone coming out of college; the greatest challenge about this profession is how unsustainable and unrealistic the expectations are for teachers.</li> <li>• Managing a classroom with so many diverse learners on different academic levels</li> <li>• Explosive behaviors in the classroom that result in no consequences</li> <li>• Student behavior.</li> <li>• The first year was hard to balance home and work.</li> <li>• Learning the curriculum Classroom Management</li> <li>• I struggled with classroom management as a first-year teacher.</li> </ul> |               |

**14 - What did you find most valuable about Bowie State University's teacher education program?**

| Response Rate  | 5/56 (8.93%) |
|--|--------------|
| <ul style="list-style-type: none"> <li>• Graduating Fully Certified!!</li> <li>• Bowie was a great teacher education program. On site training with mentor teachers prepares you for the surface level parts of the job, methods classes create a safe space to hold discussions and problem solve with your cohort, and the College of Education faculty and professors were outstanding! I could say that every professor I experienced in person genuinely cared about the success and well-being of their students. I would also like to highlight that Bowie did a great job alleviating some of the financial burden of the Praxis exams by giving waivers to those that attended Saturday morning study sessions. The certification process was overwhelming, but Bowie helped make sure I got through it.</li> <li>• Creating such elaborate lesson plans allowed for me to be more than prepared</li> <li>• <del>dedication and commitment.</del> dedication and commitment. Professor Udem's dedication and commitment.</li> <li>• When I graduated I was able to go in to teaching the very next semester. The last year at Bowie was impossible but it prepared me for the expectations of the classroom.</li> </ul> |              |

# Bowie State University

## College of Education Teacher Education Alumni Survey (2026)



### 15 - What did you find least valuable about Bowie State University's teacher education program?

|  |               |
|--|---------------|
| <b>Response Rate</b>   | 9/56 (16.07%) |
| <ul style="list-style-type: none"> <li>- N/A</li> <li>- The least valuable part of Bowie's teacher education program was how full the schedule was. I had to take summer classes Freshman, Sophomore, and Junior year to make sure I graduated in 4 years. I believe students want to graduate as quickly as possible and it's hard when you are not proactively looking at what courses are only offered in the spring or only offered in the fall to maximize course load without overwhelming yourself. Professor LaToya Walters (my freshman seminar teacher) did a great job having use make our own Program of Study guides and I referenced it actively throughout my college career to make sure I stayed on track fulfilling my program requirements. Forcing students to take initiative in their learning is invaluable, yet I still believe there can be a better way to streamline classes, so the program won't be so long.</li> <li>- In today's climate, I wish there had been more classes about class management/parent connection</li> <li>- The mandatory Friday night classes while both working and attending school full-time, and a lack of work-experience credit program, a dedicated and experienced EdTPA class with a dedicated staff member.</li> <li>- N/A</li> <li>- There is a lack of consistent support and feedback from supervisors.</li> <li>- Lack of communication and follow through</li> <li>- I couldn't work an entire year.</li> <li>- N/A</li> </ul> |               |





### 16 - Do you have any additional information or comments on the Bowie State University teacher education program?

|  |               |
|--|---------------|
| <b>Response Rate</b>   | 9/56 (16.07%) |
| <ul style="list-style-type: none"> <li>- I appreciate how well I was prepared to step into the classroom. BSU has the BEST Education program in MD!</li> <li>- I hope that you continue to work with school districts to create more para-to-teacher pathways as well as with recruiting so that districts in Howard County hire more teachers of color</li> <li>- I still have not received my diploma which is very disappointing!</li> <li>- You should have a work experience credit program and a dedicated and experienced EdTPA class with a dedicated staff member.</li> <li>- None</li> <li>- N/A</li> <li>- N/A</li> <li>- N/A</li> <li>- Encourage students to apply for "outside of the classroom" education opportunities. I participated in an Advancement/Higher Education internship where I worked with a university's giving program, I also had a chance to explore backend roles like data entry and running a family interview process to gather and interpret feedback from families to help improve the charter school I was co-assigned to. Sometimes when pursuing a degree, you realize you don't actually see yourself doing that "specific role" long-term. I think it is just as valuable to show students that there are other opportunities/careers that you can pursue with a degree in education. I think this flexibility will encourage students to persevere and get creative, rather than being so all-or-nothing.</li> </ul> |               |

### 17 - What is your gender?

| Response Option      | Weight      | Frequency  | Percent | Percent Responses  | Means    |
|----------------------|-------------|------------|---------|--|----------|
| Male                 | (1)         | 0          | 0.00%   |  | 2.11     |
| Female               | (2)         | 8          | 88.89%  |  |          |
| Prefer Not to Answer | (3)         | 1          | 11.11%  |   |          |
|                      |             |            |         | 0 25 50 75 100   | Question |
| <b>Response Rate</b> | <b>Mean</b> | <b>STD</b> |         |  |          |
| 9/56 (16.07%)        | 2.11        | 0.33       |         |  |          |

### 18 - What is your current age range?

| Response Option      | Weight      | Frequency  | Percent | Percent Responses   | Means    |
|----------------------|-------------|------------|---------|---|----------|
| Under 25             | (1)         | 1          | 11.11%  |  | 2.89     |
| 25 to 30             | (2)         | 2          | 22.22%  |  |          |
| 31 to 45             | (3)         | 3          | 33.33%  |  |          |
| 46 to 60             | (4)         | 3          | 33.33%  |  |          |
| Over 60              | (5)         | 0          | 0.00%   |   |          |
|                      |             |            |         | 0 25 50 75 100  | Question |
| <b>Response Rate</b> | <b>Mean</b> | <b>STD</b> |         |   |          |
| 9/56 (16.07%)        | 2.89        | 1.05       |         |   |          |

**Bowie State University**  
**College of Education Teacher Education Alumni Survey (2026)**

**19 - What is your ethnicity/race?**

| Response Option                | Weight      | Frequency  | Percent | Percent Responses | Means       |
|--------------------------------|-------------|------------|---------|-------------------|-------------|
| American Indian/Alaskan Native | (1)         | 0          | 0.00%   |                   | <p>4.22</p> |
| Asian/Pacific Islander         | (2)         | 0          | 0.00%   |                   |             |
| African American/Black         | (3)         | 4          | 44.44%  |                   |             |
| Hispanic                       | (4)         | 0          | 0.00%   |                   |             |
| White                          | (5)         | 4          | 44.44%  |                   |             |
| Two Races                      | (6)         | 1          | 11.11%  |                   |             |
| Other                          | (7)         | 0          | 0.00%   |                   |             |
| Prefer Not to Answer           | (8)         | 0          | 0.00%   |                   |             |
|                                |             |            |         | 0 25 50 75 100    | Question    |
| <b>Response Rate</b>           | <b>Mean</b> | <b>STD</b> |         |                   |             |
| 9/56 (16.07%)                  | 4.22        | 1.20       |         |                   |             |

**20 - What is your current annual salary range?**

| Response Option      | Weight      | Frequency  | Percent | Percent Responses | Means       |
|----------------------|-------------|------------|---------|-------------------|-------------|
| Under \$30,000       | (1)         | 1          | 11.11%  |                   | <p>3.22</p> |
| \$30,000-\$49,999    | (2)         | 0          | 0.00%   |                   |             |
| \$50,000-\$69,999    | (3)         | 4          | 44.44%  |                   |             |
| \$70,000-\$89,999    | (4)         | 4          | 44.44%  |                   |             |
| \$90,000 or more     | (5)         | 0          | 0.00%   |                   |             |
|                      |             |            |         | 0 25 50 75 100    | Question    |
| <b>Response Rate</b> | <b>Mean</b> | <b>STD</b> |         |                   |             |
| 9/56 (16.07%)        | 3.22        | 0.97       |         |                   |             |